

SAXA

SAXA

CERAMICA EURO S.p.A.

Via Michelangelo, 22
42014 Castellarano RE Italy
Tel +39 0536 825202
Fax +39 0536 825210
info@cereuro.it
www.cereuro.it



SAXA



SAXXA


Gres porcellanato
Porcelain stoneware

01



Grisio

Muschio



02

03



Beige

ROSSO



04

25x50 . 25x25 MUSCHIO



muschio

25x50





muschio

25x50
25x25



beige

25x50



grigio

25x50 + 25x25





rosso

25x50 + 25x25



SAXA




Grigio

Muschio

Beige

Rosso

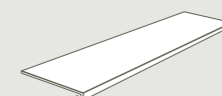

 9,2 mm

25x50 cm 10"x20" | 25x25 cm 10"x10"

GRES PORCELLANATO.PORCELAIN STONEWARE



Conforme . According to UNI EN 14411/ISO 13006 - G Bla



| 25x50 10"x20" | R11 |
|-----------------|-------|
| 50SAXGR Grigio | 92 MQ |
| 50SAXMU Muschio | 92 MQ |
| 50SAXBE Beige | 92 MQ |
| 50SAXRO Rosso | 92 MQ |

| 25x25 10"x10" | R11 |
|-----------------|-------|
| 25SAXGR Grigio | 92 MQ |
| 25SAXMU Muschio | 92 MQ |
| 25SAXBE Beige | 92 MQ |
| 25SAXRO Rosso | 92 MQ |

| 7,5x50 3"x20" | 15x  |
|-----------------------------|---|
| BATSAXGR Battiscopa Grigio | 10 |
| BATSAXMU Battiscopa Muschio | 10 |
| BATSAXBE Battiscopa Beige | 10 |
| BATSAXRO Battiscopa Rosso | 10 |

| 15x30 6"x12" | 8x  |
|----------------------------|--|
| SAXELGR Elemento L Grigio | * 29 |
| SAXELMU Elemento L Muschio | * 29 |
| SAXELBE Elemento L Beige | * 29 |
| SAXELRO Elemento L Rosso | * 29 |

* Disponibile solo su ordinazione | Available on demand

SPECIAL

Special trims

| SAXA | spessore thickness | pz/box | mq/box | kg/box | box/pal | mq/pal | kg/pal | fascia prezzo price range |
|-------|--------------------|--------|--------|--------|---------|--------|---------|---------------------------|
| 25x25 | 9,2 mm | 20 | 1,25 | 24,20 | 54 | 67,50 | 1306,80 | 92 MQ |
| 25x50 | 9,2 mm | 10 | 1,25 | 23,60 | 48 | 60,00 | 1132,80 | 92 MQ |

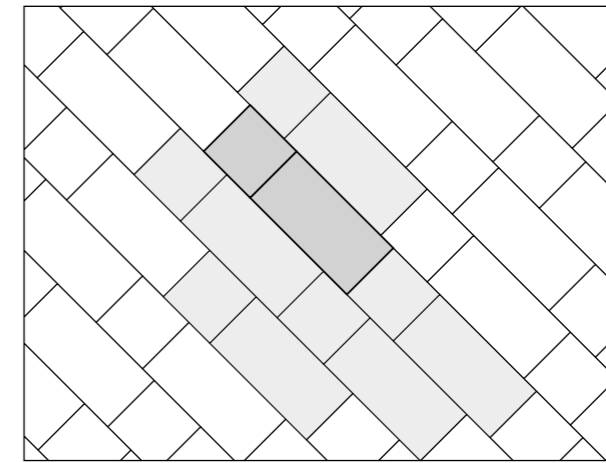
CARATTERISTICHE TECNICHE . TECHNICAL FEATURES

Norma Di Riferimento / Specification Reference UNI EN 14411/ISO 13006 Appendice G Bla GL

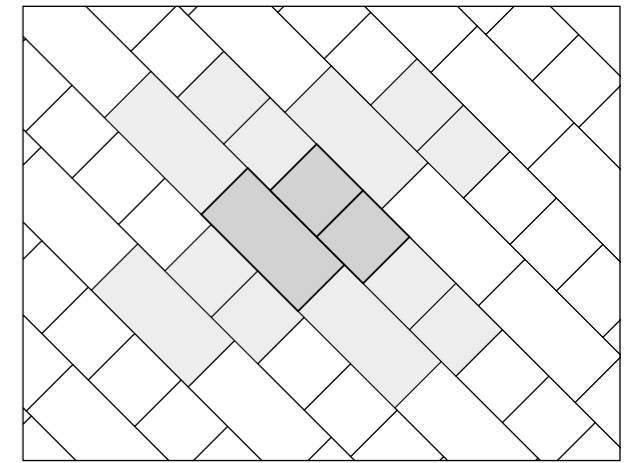
| Caratteristica tecnica Technical feature | Norma Norm | SAXA |
|--|--|---|
| | | R11 |
| LUNGHEZZA E LARGHEZZA LENGTH AND WIDTH | | CONFORME IN ACCORDANCE |
| SPESSORE THICKNESS | | CONFORME IN ACCORDANCE |
| RETTILINEITÀ SPIGOLI STRAIGHTNESS OF SIDES | UNI EN ISO 10545-2 | CONFORME IN ACCORDANCE |
| ORTOGONALITÀ RECTANGULARITY | | CONFORME IN ACCORDANCE |
| PLANARITÀ SURFACE FLATNESS | | CONFORME IN ACCORDANCE |
| ASPETTO ASPECT | | CONFORME IN ACCORDANCE |
| ASSORBIMENTO D'ACQUA WATER ABSORPTION | UNI EN ISO 10545-3 | ≤ 0,5% |
| RESISTENZA A FLESSIONE FLEXURAL STRENGTH | UNI EN ISO 10545-4 | ≥ 35 N/mm ² |
| MODULO DI ROTTURA BREAKING STRENGTH | | ≥ 1300 N |
| DETERMINAZIONE DELLA RESISTENZA ALL'URTO DETERMINATION OF IMPACT RESISTANCE | UNI EN ISO 10545-5 | 0,89 |
| RESISTENZA ALL'ABRASIONE PROFONDA RESISTANCE DEEP ABRASION | UNI EN ISO 10545-6 | ≤ 175 mm ³ |
| RESISTENZA ALL'ABRASIONE (METODO PEI) ABRASION RESISTANCE (PEI-METHOD) | UNI EN ISO 10545-7 | DA 3 A 5 IN BASE AL COLORE FROM 3 TO 5, ACCORDING TO COLOR |
| COEFFICIENTE DI DILATAZIONE TERMICA LINEARE THERMAL EXPANSION COEFFICIENT | UNI EN ISO 10545-8 | (5,7±5,9) X 10 ⁻⁶ /°C |
| RESISTENZA AGLI SBALZI TERMICI THERMAL SHOCK RESISTANCE | UNI EN ISO 10545-9 | RESISTENTE RESISTANT |
| DETERMINAZIONE DELLA DILATAZIONE DOVUTA ALL'UMIDITÀ DETERMINATION OF MOISTURE EXPANSION | UNI EN ISO 10545-10 | 0,0 mm/m |
| DETERMINAZIONE DELLA RESISTENZA AL CAVILLO DETERMINATION OF CRAZING RESISTANCE | UNI EN ISO 10545-11 | RESISTENTE RESISTANT |
| RESISTENZA AL GELO FROST RESISTANCE | UNI EN ISO 10545-12 | INGELIVO FROST-RESISTANT |
| RESISTENZA AGLI AGENTI CHIMICI RESISTANCE TO CHEMICALS | UNI EN ISO 10545-13 | MINIMO CLASSE B MINIMUM CLASS B |
| RESISTENZA ALLE MACCHIE STAIN RESISTANCE | UNI EN ISO 10545-14 | 5 |
| RESISTENZA ALLO SCIVOLAMENTO SLIP RESISTANCE | DIN EN 16165 ANNEXE A (NA.1) BAREFOOT RAMP TEST | A+B+C |
| | DIN EN 16165 ANNEXE B (NA.2) SHOD RAMP TEST | R11 |
| | C.o.F B.C.R./D.M. 236 14/6/89 | μ >0,40 |
| | D.C.o.F / ANSI A326.3 | >0,42 |
| REAZIONE AL FUOCO REACTION TO FIRE | 96/603/CE | A1 _{FL} /A1 |

SUGGERIMENTI DI POSA . LAYING SUGGESTIONS

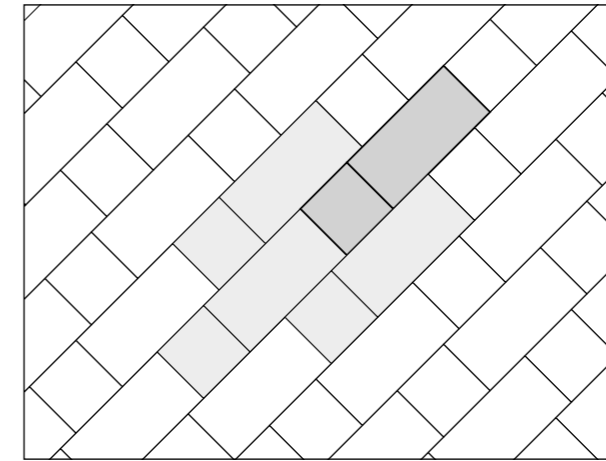
25x50 cm 10"x20" - 25x25 cm 10"x10"



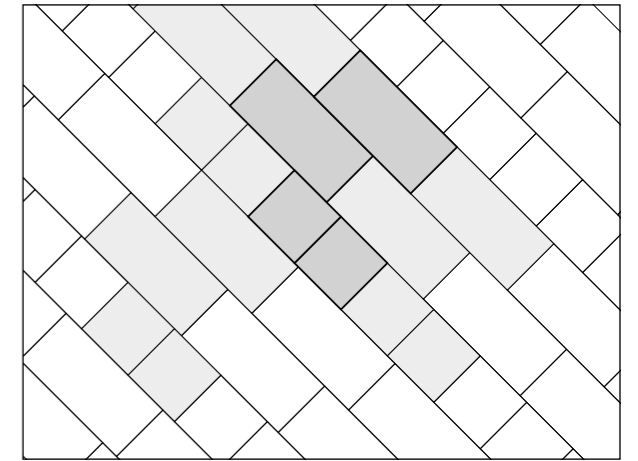
| formati sizes | pz/modulo | %/mq | pz/mq |
|---------------|-----------|------|-------|
| 25x25 | 1 | 33 | 5,33 |
| 25x50 | 1 | 67 | 5,33 |



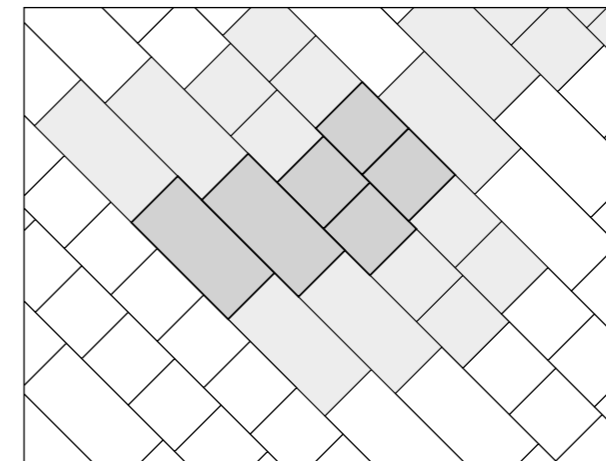
| formati sizes | pz/modulo | %/mq | pz/mq |
|---------------|-----------|------|-------|
| 25x25 | 2 | 50 | 8 |
| 25x50 | 1 | 50 | 4 |



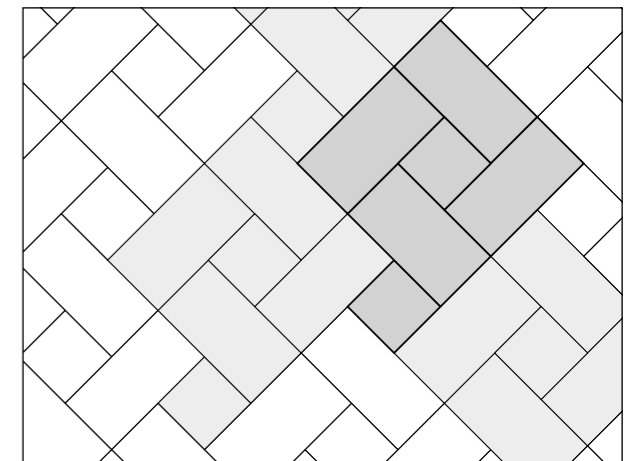
| formati sizes | pz/modulo | %/mq | pz/mq |
|---------------|-----------|------|-------|
| 25x25 | 1 | 33 | 5,33 |
| 25x50 | 1 | 67 | 5,33 |



| formati sizes | pz/modulo | %/mq | pz/mq |
|---------------|-----------|------|-------|
| 25x25 | 2 | 33 | 5,33 |
| 25x50 | 2 | 67 | 5,33 |



| formati sizes | pz/modulo | %/mq | pz/mq |
|---------------|-----------|------|-------|
| 25x25 | 4 | 50 | 8 |
| 25x50 | 2 | 50 | 4 |



| formati sizes | pz/modulo | %/mq | pz/mq |
|---------------|-----------|------|-------|
| 25x25 | 2 | 20 | 3,2 |
| 25x50 | 4 | 80 | 6,4 |