

SPATULA

GRES PORCELLANATO SMALTATO
GLAZED PORCELAIN TILE



CERAMICA EURO S.p.A.
Via Radici Nord, 164/166 - 42014 Castellarano RE Italy
Tel +39 0536 825202 - Fax +39 0536 825210 - info@cereuro.it - www.cereuro.it

EURO



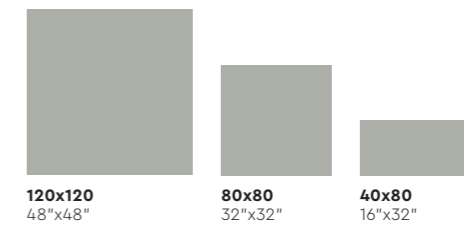
CERAMICA
EURO

SPATULA

GRES PORCELLANATO SMALTATO
GLAZED PORCELAIN TILE

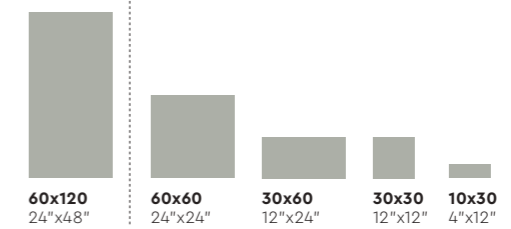
INDOOR R10

9mm



9,5mm

9mm

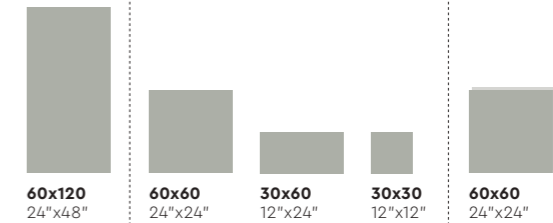


OUTDOOR R11

9,5mm

9mm

20mm



BONE

WHITE

GREY

ANTRACITE

ANTRACITE

WALL SPATULA

ANTRACITE 10x30 4"x12"

FLOOR SPATULA

ANTRACITE 60x60 24"x24"

VICTORIAN ORANGE 60x120 24"x48"



ANTRACITE

FLOOR SPATULA
ANTRACITE 60x60 24"x24" \pm 2 cm R11

ANTRACITE

WALL SPATULA

ANTRACITE 60x120 24"x48"

FLOOR SPATULA

VICTORIAN BLUE 60x120 24"x48"



WHITE

WALL SINFONIE

ZIMMER 60x120 24"x48"

FLOOR SPATULA

WHITE 120x120 48"x48"



WHITE/GREY

WALL SPATULA

WHITE **60x120** 24"x48"

MOSAICO WHITE **30x30** 12"x12"

VICTORIAN BLUE **60x120** 24"x48"

FLOOR SPATULA

GREY **60x60** 24"x24"





WALL SPATULA
VICTORIAN ORANGE 60x120 24"x48"

FLOOR SPATULA
BONE 120x120 48"x48"

BONE

WALL SPATULA
VICTORIAN BLUE 60x120 24"x48"

FLOOR SPATULA
BONE 80x80 32"x32"



GAMMA SPATULA

GRES PORCELLANATO SMALTATO GLAZED PORCELAIN TILE
V3 VARIAZIONE MODERATA MODERATE VARIATION



FORMATI . SIZES

120x120 48"x48"

8 Printings

Rectified ± 9 mm R10

2x 155 **MQ**

SPAWH120 WHITE
SPABO120 BONE
SPAGR120 GREY
SPAAN120 ANTRACITE

60x120 24"x48"

8 Printings

Rectified ± 9,5 mm R10

2x 118 **MQ**

120SPAWH WHITE
120SPABO BONE
120SPAGR GREY
120SPAAN ANTRACITE

Rectified ± 9,5 mm R11

2x 118 **MQ**

120SPABOG BONE
120SPAGRG GREY
120SPAANG ANTRACITE

80x80 32"x32"

8 Printings

Rectified ± 9 mm R10

2x 118 **MQ**

80SPAWH WHITE
80SPABO BONE
80SPAGR GREY
80SPAAN ANTRACITE

40x80 16"x32"

Rectified ± 9 mm R10

3x 118 **MQ** *

40SPAWH WHITE
40SPABO BONE
40SPAGR GREY
40SPAAN ANTRACITE

* Vendita su ordinazione.
Available upon request.

60x60 24"x24"

16 Printings

Rectified ± 9 mm R10

3x 102 **MQ**

60SPAWH WHITE
60SPABO BONE
60SPAGR GREY
60SPAAN ANTRACITE

Rectified ± 9 mm R11

3x 102 **MQ**

60SPABOG BONE
60SPAGRG GREY
60SPAANG ANTRACITE

Rectified ± 2 cm R11 *

2x 141 **MQ**

260SPABO BONE
260SPAGR GREY
260SPAAN ANTRACITE

* Raccomandazioni di posa a pag. 20
Laying recommendations at pag.20

30x60 12"x24"

Rectified ± 9 mm R10

6x 102 **MQ**

30SPAWH WHITE
30SPABO BONE
30SPAGR GREY
30SPAAN ANTRACITE

Rectified ± 9 mm R11

6x 102 **MQ**

30SPABOG BONE
30SPAGRG GREY
30SPAANG ANTRACITE

DECORI DECORS

30x30 12"x12"



Rectified ± 9 mm R10

12x 110 **MQ** *

SPAWH WHITE
SPABO BONE
SPAGR GREY
SPAAN ANTRACITE

Rectified ± 9 mm R11

12x 110 **MQ** *

SPABOG BONE
SPAGRG GREY
SPAANG ANTRACITE

OUT

* Vendita su ordinazione.
Available upon request.

10x30 4"x12"



Rectified ± 9 mm R10

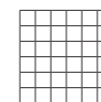
32x 150 **MQ** *

10SPAWH WHITE
10SPABO BONE
10SPAGR GREY
10SPAAN ANTRACITE

* Vendita su ordinazione.
Available upon request.

DECORI DECORS

30x30 12"x12"



Mosaico 5x5 su Rete Rectified R10

11x 14 **PZ** *

SPAMOSWH WHITE
SPAMOSBO BONE
SPAMOSGR GREY
SPAMOSAN ANTRACITE

* Vendita tassativa a scatole
complete. Sale in full boxes only.

60x120 24"x48"



VICTORIAN BLUE Rectified R10

± 9,5 mm

SPVICBL
2x 118 **MQ**



VICTORIAN ORANGE

Rectified R10

± 9,5 mm

SPVICOR
2x 118 **MQ**

Posa consigliata con fuga 2 mm.
La ripresa grafica tra i decori può avere
un tolleranza contenuta in 2 cm.
Recommended installation with 2 mm joint.
The tile graphic between the decorations
can have a tolerance included in 2 cm.



PEZZI SPECIALI SPECIAL TRIMS



Battiscopa Digitale

SKIRTING
6x60 2.4"x24"

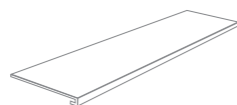
6BATSPAAN ANTRACITE
6BATSPABO BONE
6BATSPAGR GREY
6BATSPAWH WHITE



Battiscopa Digitale

SKIRTING
6x80 2.4"x32"

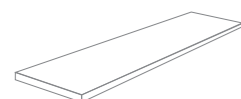
8BATSPAAN ANTRACITE
8BATSPABO BONE
8BATSPAGR GREY
8BATSPAWH WHITE



Gradino Lineare Costa Retta

STEP *
33x120x3 13"x48"x1.2"

GRASPAAN ANTRACITE
GRASPABO BONE
GRASPAGR GREY
GRASPAWH WHITE



Angolare Costa Retta DX

CORNER STEP *
33x120x3 13"x48"x1.2"

ANGSPAANDX ANTRACITE
ANGSPABODX BONE
ANGSPAGRDX GREY
ANGSPAWHDX WHITE

Angolare Costa Retta SX

CORNER STEP *
33x120x3 13"x48"x1.2"

ANGSPAANSX ANTRACITE
ANGSPABOSX BONE
ANGSPAGRDX GREY
ANGSPAWHDX WHITE

Angolare Costa Retta DX/SX

CORNER STEP *
33x120x3 13"x48"x1.2"

ANGSPAANDS ANTRACITE
ANGSPABODS BONE
ANGSPAGRDS GREY
ANGSPAWHDS WHITE

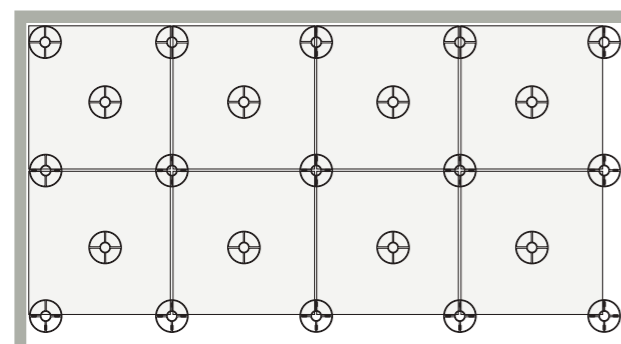
* Disponibile solo su ordinazione . Available on demand

POSA SOPRAELEVATA INSTALLATION ONTO FLAT SURFACES (RAISED LAYING)

Ad oggi non esiste una normativa specifica per i pavimenti sopraelevati da esterno, si rimanda pertanto al professionista progettista un'attenta valutazione dei requisiti del progetto. CERAMICA EURO suggerisce l'utilizzo di supporti aggiuntivi sotto le piastrelle (5° supporto centrale), come da schema sotto riportato.

Posa sopraelevata 60x60 \pm 2 cm

24"x24" \pm 3/4" Installation onto flat surfaces (raised laying)



To date, there is no existing regulatory standard regarding outdoor raised floors. Therefore, the Customer/Designer/Project Manager has to arrange for a careful assessment of the project and its requirements. CERAMICA EURO recommends the adoption of additional supports under the tiles (5th central support), as per diagram below.

SPATULA

	pz/box	mq/box	kg/box	box/pal	mq/pal	kg/pal
120x120 48"x48" Rectified R10	2	2,88	55,90	18	51,84	1006,20
60x120 24"x48" Rectified R10 / R11	2	1,44	29,50	36	51,84	1062,00
80x80 32"x32" Rectified R10	2	1,28	24,96	40	51,20	998,40
40x80 16"x32" Rectified R10	3	0,96	18,66	28	26,88	522,48
60x60 24"x24" Rectified R11 \pm 2 cm	2	0,72	33,00	32	23,04	1056,00
60x60 24"x24" Rectified R10 / R11	3	1,08	21,30	40	43,20	852,00
30x60 12"x24" Rectified R10 / R11	6	1,08	21,00	48	51,84	1008,00
30x30 12"x12" Rectified R10 / R11	12	1,08	21,00	48	51,84	1008,00
10x30 4"x12" Rectified R10	32	0,96	19,30	36	34,56	694,80

CARATTERISTICHE TECNICHE . TECHNICAL FEATURES

Norma Di Riferimento . Specification Reference **UNI EN 14411/ISO 13006 Appendice G Bla GL**

Caratteristiche tecniche Technical features	Norma Norm	SPATULA
LUNGHEZZA E LARGHEZZA LENGTH AND WIDTH		CONFORME IN ACCORDANCE
SPESSORE THICKNESS		CONFORME IN ACCORDANCE
RETTILINEITÀ SPIGOLI STRAIGHTNESS OF SIDES		CONFORME IN ACCORDANCE
ORTOGONALITÀ RECTANGULARITY	UNI EN ISO 10545-2	CONFORME IN ACCORDANCE
PLANARITÀ SURFACE FLATNESS		CONFORME IN ACCORDANCE
ASPETTO ASPECT		CONFORME IN ACCORDANCE
ASSORBIMENTO D'ACQUA WATER ABSORPTION	UNI EN ISO 10545-3	≤ 0,5%
RESISTENZA A FLESSIONE FLEXURAL STRENGTH	UNI EN ISO 10545-4	≥ 35 N/mm ²
MODULO DI ROTTURA BREAKING STRENGTH		≥ 1300 N
DETERMINAZIONE DELLA RESISTENZA ALL'URTO DETERMINATION OF IMPACT RESISTANCE	UNI EN ISO 10545-5	0,90
RESISTENZA ALL'ABRASIONE (METODO PEI) ABRASION RESISTANCE (PEI-METHOD)	UNI EN ISO 10545-7	DA 3 A 5 IN BASE AL COLORE FROM 3 TO 5, ACCORDING TO COLOR
COEFFICIENTE DI DILATAZIONE TERMICA LINEARE THERMAL EXPANSION COEFFICIENT	UNI EN ISO 10545-8	(5,7±5,9) X 10 ⁻⁶ /°C
RESISTENZA AGLI SBALZI TERMICI THERMAL SHOCK RESISTANCE	UNI EN ISO 10545-9	RESISTENTE RESISTANT
DETERMINAZIONE DELLA DILATAZIONE DOVUTA ALL'UMIDITÀ DETERMINATION OF MOISTURE EXPANSION	UNI EN ISO 10545-10	0,0 mm/m
DETERMINAZIONE DELLA RESISTENZA AL CAVILLO DETERMINATION OF CRAZING RESISTANCE	UNI EN ISO 10545-11	RESISTENTE RESISTANT
RESISTENZA AL GELO FROST RESISTANCE	UNI EN ISO 10545-12	INGELIVO FROST-RESISTANT
RESISTENZA AGLI AGENTI CHIMICI RESISTANCE TO CHEMICALS	UNI EN ISO 10545-13	MINIMO CLASSE B MINIMUM CLASS B
RESISTENZA ALLE MACCHIE STAIN RESISTANCE	UNI EN ISO 10545-14	MINIMO CLASSE 3 MINIMUM CLASS 3
	DIN 51130	R10 R11
RESISTENZA ALLO SCIVOLAMENTO SLIP RESISTANCE	C.o.F.B.C.R./D.M. 236 14/6/89	μ >0,40
	D.C.o.F / ANSI A326.3	>0,42
REAZIONE AL FUOCO REACTION TO FIRE	96/603/CE	A1 _{FL} /A1