

SOUL

SOUL

**CERAMICA EURO S.p.A.**

Via Radici Nord, 164  
42014 Castellarano RE Italy  
Tel +39 0536 825202  
Fax +39 0536 825210  
info@cereuro.it  
www.cereuro.it



# S O U L





# SOUL

Gres porcellanato  
rettificato monocalibro

Porcelain stoneware  
rectified monocaliber

01



Ivory



03



Smoke



White

02

Grey

04



60x120 WHITE



60x120

WHITE







**60x120**

GREY

GREY 2CM





**60x120**

WHITE

IVORY







**60x60**

SMOKE



60x120 SMOKE | GREY



**60x120**

WHITE  
IVORY



**60x120**

SMOKE

**60x60**

IVORY





# S O U L



9 mm

120x120cm 48"x48" | 60x120cm 24"x48" | 60x60cm 24"x24"  
30x60cm 12"x24" | 10x30cm 4"x12"




20 mm

60x120cm 24"x48"

**GRES PORCELLANATO**. PORCELAIN STONEWARE  
**RETTIFICATO** . RECTIFIED



Conforme . According to UNI EN14411/ISO 13006 - G Bla



120x120 48"x48"	R10
<b>SOUWH120</b> White RTT	155 MQ
<b>SOUIV120</b> Ivory RTT	155 MQ
<b>SOUGR120</b> Grey RTT	155 MQ
<b>SOUSM120</b> Smoke RTT	155 MQ

60x120 24"x48"	R10
<b>120SOUWH</b> White RTT	118 MQ
<b>120SOUIV</b> Ivory RTT	118 MQ
<b>120SOUGR</b> Grey RTT	118 MQ
<b>120SOUSM</b> Smoke RTT	118 MQ

60x120 24"x48"	R11
<b>120SOUWHG</b> White RTT	118 MQ
<b>120SOUIVG</b> Ivory RTT	118 MQ
<b>120SOUGRG</b> Grey RTT	118 MQ

60x120 24"x48" *	R11-2CM
<b>2120SOUWHG</b> White RTT	178 MQ
<b>2120SOUIVG</b> Ivory RTT	178 MQ
<b>2120SOUGRG</b> Grey RTT	178 MQ

\* Raccomandazioni di posa a fine catalogo  
Laying recommendations at the end of the catalogue

60x60 24"x24"	R10
<b>60SOUWH</b> White RTT	91 MQ
<b>60SOUIV</b> Ivory RTT	91 MQ
<b>60SOUGR</b> Grey RTT	91 MQ
<b>60SOUSM</b> Smoke RTT	91 MQ

60x60 24"x24"	R11
<b>60SOUWHG</b> White RTT	91 MQ
<b>60SOUIVG</b> Ivory RTT	91 MQ
<b>60SOUGRG</b> Grey RTT	91 MQ

30x60 12"x24"	R10
<b>30SOUWH</b> White RTT	91 MQ
<b>30SOUIV</b> Ivory RTT	91 MQ
<b>30SOUGR</b> Grey RTT	91 MQ
<b>30SOUSM</b> Smoke RTT	91 MQ

30x60 12"x24"	R11
<b>30SOUWHG</b> White RTT	91 MQ
<b>30SOUIVG</b> Ivory RTT	91 MQ
<b>30SOUGRG</b> Grey RTT	91 MQ


10x30 4"x12"	R10
<b>10SOUWH</b> White RTT	150 MQ
<b>10SOUIV</b> Ivory RTT	150 MQ
<b>10SOUGR</b> Grey RTT	150 MQ
<b>10SOUSM</b> Smoke RTT	150 MQ



# MOSAICS

## MOSAICI

30x30 12"x12"



### MOSAICO 5X5 SU RETE

**Rettificato** Rectified

± 9 mm


11x8

SOUTOZWH White  
SOUTOZIV Ivory  
SOUTOZGR Grey  
SOUTOZSM Smoke

14 \*  
14 \*  
14 \*  
14 \*

\* Vendita tassativa a scatole complete.  
Ordine minimo 30 scatole / colore (1 pallet completo).  
Sale in full boxes only.  
Minimum order 30 boxes / color (1 full pallet).

29x25 11.5"x10"



### MOSAICO ESAGONA T16 SU RETE

**Rettificato** Rectified

± 9 mm

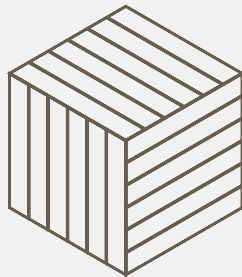
6x6

SOUESAWH White  
SOUESAIV Ivory  
SOUESAGR Grey  
SOUESASM Smoke

42 \*  
42 \*  
42 \*  
42 \*

\* Vendita tassativa a scatole complete.  
Ordine minimo 60 scatole / colore (1 pallet completo).  
Sale in full boxes only.  
Minimum order 60 boxes / color (1 full pallet).

39x46 15"x18"



### ESAGONA T18 SU RETE ♦

**Rettificato** Rectified

± 9 mm

4x6

SOUESAWH18 White  
SOUESAIV18 Ivory  
SOUESAGR18 Grey  
SOUESASM18 Smoke  
SOESAMI18 Mix

51 \*  
51 \*  
51 \*  
51 \*  
51 \*

\* Vendita tassativa a scatole complete.  
Ordine minimo 90 scatole / colore (3 pallet completi).  
Sale in full boxes only.  
Minimum order 90 boxes / color (3 full pallets).

♦ **DISPONIBILE NELLA VERSIONE MIX.. FAI LA TUA SCELTA!**  
AVAILABLE MIX VERSION...MAKE YOU CHOICE!



39x46 ESAGONA T18 SMOKE + COUNTRY MAPLE / 60x120 SMOKE



# SPECIAL

## Special trims

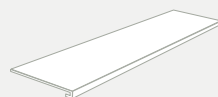


6x60 2.4"x24"

15x

**6BATSOUWH** Battiscopa White  
**6BATSOUIV** Battiscopa Ivory  
**6BATSOUGR** Battiscopa Grey  
**6BATSOUSM** Battiscopa Smoke

14  
14  
14  
14

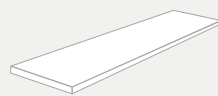


33x120x3 13.20"x48"x1.2"

2x

**GRASOUWH** Gradino Lineare Costa Retta White  
**GRASOUIV** Gradino Lineare Costa Retta Ivory  
**GRASOUGR** Gradino Lineare Costa Retta Grey  
**GRASOUSM** Gradino Lineare Costa Retta Smoke

\* 265  
\* 265  
\* 265  
\* 265



33x120x3 13.20"x48"x1.2"

2x

**ANGSOUWHDX** Angolare Costa Retta DX White  
**ANGSOUIVDX** Angolare Costa Retta DX Ivory  
**ANGSOUGRDX** Angolare Costa Retta DX Grey  
**ANGSOUSMDX** Angolare Costa Retta DX Smoke  
**ANGSOUWHSX** Angolare Costa Retta SX White  
**ANGSOUIVSX** Angolare Costa Retta SX Ivory  
**ANGSOUGRSX** Angolare Costa Retta SX Grey  
**ANGSOUSMSX** Angolare Costa Retta SX Smoke  
**ANGSOUWHDS** Angolare Costa Retta DS White  
**ANGSOUIVDS** Angolare Costa Retta DS Ivory  
**ANGSOUGRDS** Angolare Costa Retta DS Grey  
**ANGSOUSMDS** Angolare Costa Retta DS Smoke

\* 278  
\* 278  
\* 278  
\* 278  
\* 278  
\* 278  
\* 278  
\* 278  
\* 303  
\* 303  
\* 303  
\* 303

\* Disponibile solo su ordinazione | Available on demand

SOUL	spessore thickness	pz/box	mq/box	kg/box	box/pal	mq/pal	kg/pal	fascia prezzo price range
120x120 Soul R10	9 mm	2	2,88	55,90	18	51,84	1006,20	155 MQ
60x120 Soul R11 2CM No Smoke	20 mm	1	0,72	32,00	32	23,04	1024,00	178 MQ
60x120 Soul R10   R11	9 mm	2	1,44	28,40	36	51,84	1022,40	118 MQ
60x60 Soul R10   R11	9 mm	3	1,08	21,30	40	43,20	852,00	91 MQ
30x60 Soul R10   R11	9 mm	6	1,08	21,00	48	51,84	1008,00	91 MQ
10x30 Soul R10	9 mm	32	0,96	19,30	36	34,56	694,80	150 MQ



120x120 IVORY / 60x120 SINFONIE VIVALDI



## CARATTERISTICHE TECNICHE . TECHNICAL FEATURES

Norma Di Riferimento / Specification Reference UNI EN 14411/ISO 13006 Appendice G Bla GL

Caratteristica tecnica Technical feature	Norma Norm	SOUL	
		R10	R11
LUNGHEZZA E LARGHEZZA LENGTH AND WIDTH		CONFORME IN ACCORDANCE	
SPESSORE THICKNESS		CONFORME IN ACCORDANCE	
RETTILINEITÀ SPIGOLI STRAIGHTNESS OF SIDES	UNI EN ISO 10545-2	CONFORME IN ACCORDANCE	
ORTOGONALITÀ RECTANGULARITY		CONFORME IN ACCORDANCE	
PLANARITÀ SURFACE FLATNESS		CONFORME IN ACCORDANCE	
ASPETTO ASPECT		CONFORME IN ACCORDANCE	
ASSORBIMENTO D'ACQUA WATER ABSORPTION	UNI EN ISO 10545-3	≤ 0,5%	
RESISTENZA A FLESSIONE FLEXURAL STRENGTH	UNI EN ISO 10545-4	≥ 35 N/mm <sup>2</sup>	
MODULO DI ROTTURA BREAKING STRENGTH		≥ 1300 N	
DETERMINAZIONE DELLA RESISTENZA ALL'URTO DETERMINATION OF IMPACT RESISTANCE	UNI EN ISO 10545-5	0,90	
RESISTENZA ALL'ABRAZIONE (METODO PEI) ABRASION RESISTANCE (PEI-METHOD)	UNI EN ISO 10545-7	DA 3 A 5 IN BASE AL COLORE FROM 3 TO 5, ACCORDING TO COLOR	
COEFFICIENTE DI DILATAZIONE TERMICA LINEARE THERMAL EXPANSION COEFFICIENT	UNI EN ISO 10545-8	(5,7÷5,9) X 10 <sup>-6</sup> /°C	
RESISTENZA AGLI SBALZI TERMICI THERMAL SHOCK RESISTANCE	UNI EN ISO 10545-9	RESISTENTE RESISTANT	
DETERMINAZIONE DELLA DILATAZIONE DOVUTA ALL'UMIDITÀ DETERMINATION OF MOISTURE EXPANSION	UNI EN ISO 10545-10	0,0 mm/m	
DETERMINAZIONE DELLA RESISTENZA AL CAVILLO DETERMINATION OF CRAZING RESISTANCE	UNI EN ISO 10545-11	RESISTENTE RESISTANT	
RESISTENZA AL GELO FROST RESISTANCE	UNI EN ISO 10545-12	INGELIVO FROST-RESISTANT	
RESISTENZA AGLI AGENTI CHIMICI RESISTANCE TO CHEMICALS	UNI EN ISO 10545-13	MINIMO CLASSE B MINIMUM CLASS B	
RESISTENZA ALLE MACCHIE STAIN RESISTANCE	UNI EN ISO 10545-14	MINIMO CLASSE 3 MINIMUM CLASS 3	
RESISTENZA ALLO SCIVOLAMENTO SLIP RESISTANCE	DIN 51130	R10 - R11	
	C.o.F B.C.R./D.M. 236 14/6/89	μ >0,40	
	D.C.o.F / ANSI A326.3	>0,42	
REAZIONE AL FUOCO REACTION TO FIRE	96/603/CE	A1 <sub>FL</sub> /A1	

## POSA SOPRAELEVATA 60x120 ± 2 cm

24"x48" ± 3/4" INSTALLATION ONTO FLAT SURFACES (RAISED LAYING)

Ad oggi non esiste una normativa specifica per i pavimenti sopraelevati da esterno, si rimanda pertanto al professionista progettista un'attenta valutazione dei requisiti del progetto. CERAMICA EURO suggerisce l'utilizzo di supporti aggiuntivi sotto le piastrelle (5° supporto centrale), come da schema sotto riportato.

To date, there is no existing regulatory standard regarding outdoor raised floors. Therefore, the Customer/Designer/Project Manager has to arrange for a careful assessment of the project and its requirements. CERAMICA EURO recommends the adoption of additional supports under the tiles (5th central support), as per diagram below.

